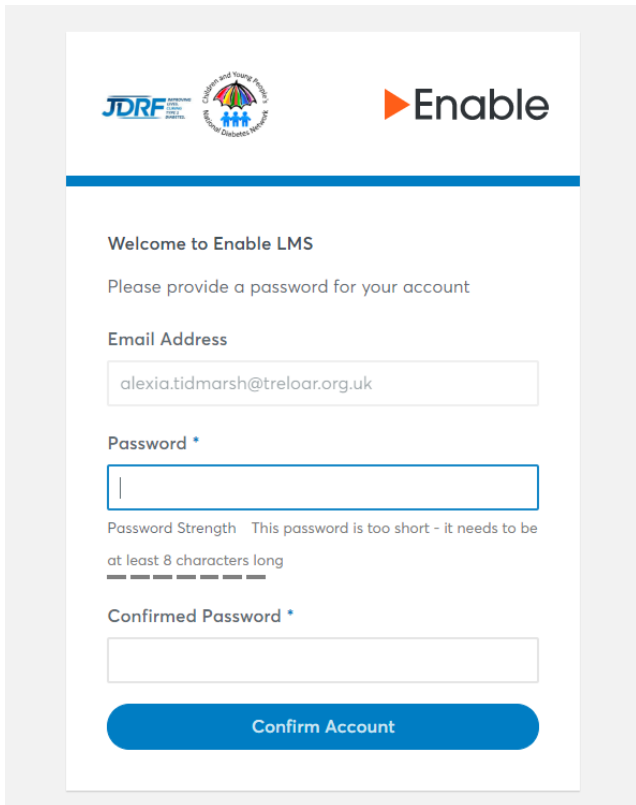


Diabetes Level 1 Online Instructions

1. Go to <https://jdrf.vc-enable.co.uk/Register> and register. You will be sent an email with a link to click on to then add a password:



Welcome to Enable LMS

Please provide a password for your account

Email Address

alexia.tidmarsh@treloar.org.uk

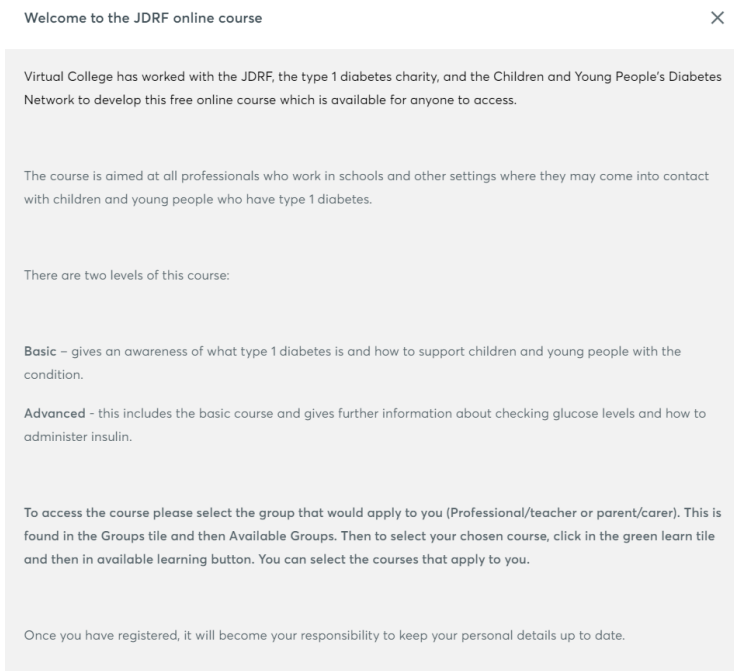
Password *

Password Strength This password is too short - it needs to be at least 8 characters long

Confirmed Password *

Confirm Account

2. The following instructions page will come up:



Welcome to the JDRF online course

Virtual College has worked with the JDRF, the type 1 diabetes charity, and the Children and Young People's Diabetes Network to develop this free online course which is available for anyone to access.

The course is aimed at all professionals who work in schools and other settings where they may come into contact with children and young people who have type 1 diabetes.

There are two levels of this course:

Basic – gives an awareness of what type 1 diabetes is and how to support children and young people with the condition.

Advanced - this includes the basic course and gives further information about checking glucose levels and how to administer insulin.

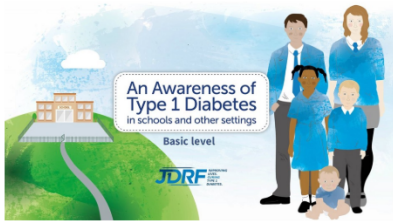
To access the course please select the group that would apply to you (Professional/teacher or parent/carer). This is found in the Groups tile and then Available Groups. Then to select your chosen course, click in the green learn tile and then in available learning button. You can select the courses that apply to you.

Once you have registered, it will become your responsibility to keep your personal details up to date.

3. Click on the start button for the Basic Level course:

You have not started this learning item.

Start



An Awareness of Type 1 Diabetes in Schools and Other Settings: Basic Level

Allocated 02-Apr-2020 09:15 New

The duration of this course is approximately 1 hour - the length of time taken depends entirely on how quickly you can study and absorb the material. You do not have to complete all the training in one session and can proceed as quickly or as slowly as you like. After completing all of the training material you will be able to take the online assessment which consists of 15 questions (taken at random from a database) and has a pass mark of 75%. Once you have undertaken all of the activities, passed the online assessment and completed the relevant evaluation you will be able to download and print your certificate, please make sure that your name is correct as this will appear on your certificate.

4. The e-learning will look like this and you can click on next and previous to move through the course:

Menu | Glossary | Resources

Welcome and learning outcomes

Here are your learning outcomes:

- + List the main options for managing type 1 diabetes and the implications of not managing it properly.
- + Spot the signs of low and high blood glucose.
- + Support children with type 1 diabetes.

Replay Audio

Here are your learning outcomes. When you have completed this module, you will be able to do the following.

VIRTUAL COLLEGE

PREV NEXT

5. At the end this page will come up:

Congratulations

Congratulations! You have completed the module 'An Awareness of Type 1 Diabetes - Basic Level'.

If you are required to take the Advanced course, you can now progress to this course from your learner dashboard.

6. Please be aware that this page is not the certification required to have completed the course:

CPD Certification

Congratulations! You have now reached the end of your module on 'An Awareness of Type 1 Diabetes - Basic Level'.

The content of this module has been independently certified as conforming to universally accepted Continuing Professional Development (CPD) guidelines.

If you are required to forward documentary evidence of CPD activity to your professional association or institute, please [click here to download a CPD Self-Certification Form](#) that you can fill in and retain ready to submit in the usual way as defined by your professional body.

7. Click on return to module at the top of the page:

[Return to Module View](#)

8. You will see this page and there and the assessment. Click on start to access this:

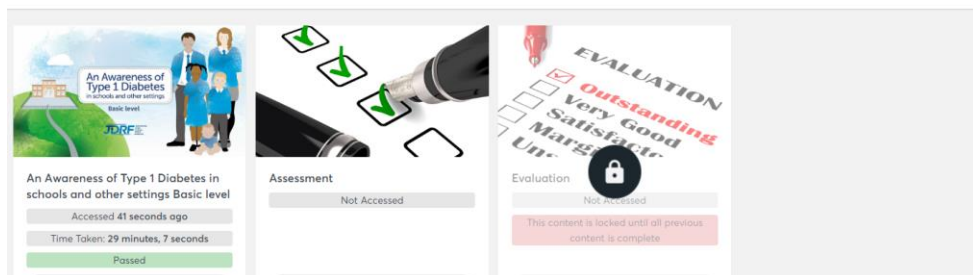
You have already started this learning item. [Continue](#)



An Awareness of Type 1 Diabetes in Schools and Other Settings: Basic Level

Allocated 02-Apr-2020 09:15 Accessed 41 seconds ago Time Taken: 29 minutes, 7 seconds

The duration of this course is approximately 1 hour - the length of time taken depends entirely on how quickly you can study and absorb the material. You do not have to complete all the training in one session and can proceed as quickly or as slowly as you like. After completing all of the training material you will be able to take the online assessment which consists of 15 questions (taken at random from a database) and has a pass mark of 75%. Once you have undertaken all of the activities, passed the online assessment and completed the relevant evaluation you will be able to download and print your certificate, please make sure that your name is correct as this will appear on your certificate.



An Awareness of Type 1 Diabetes in schools and other settings Basic level

Accessed 41 seconds ago
Time Taken: 29 minutes, 7 seconds
Passed

Assessment
Not Accessed

EVALUATION
 Outstanding
 Very Good
 Satisfactory
 Marginal
 Un-

Evaluation
Not assessed
This content is locked until all previous content is complete

9. This page will come up and click on start:

An Awareness of Type 1 Diabetes in Schools and Other Settings: Basic Level

Your answers will be submitted after each question and you will not be able to go back to change them.

You are about to take the online assessment and will be presented with a series of multiple choice questions which you should answer in turn. During the assessment you should not use the 'back' button on your browser, nor should you exit the assessment before answering all of the questions.

You have a maximum number of 3 attempts. Please read the question and instructions carefully before submitting each answer.

By starting this assessment you are making a legal declaration that:

- You are the person named in this learner record
- You are taking this assessment unaided and that any resultant certificate will be issued in your name as evidence of having attained the necessary passmark
- You will not give your personal password to any other person to access this learning

A false declaration would be seen as fraud.

[Start](#)

10. Once the course is completed you will be asked to complete the evaluation.

Please help us by completing this evaluation

Virtual College is committed to providing you with the best possible learning experience.

Your feedback will be used to help us improve Virtual College's products and services, it may also be used for marketing purposes.

[Start](#)

11. After the evaluation has been completed, you will see the following page. Click on download certificate.

Congratulations!

You have been awarded a certificate! You can confirm your details now and download it or continue with your learning. You can always get this certificate at a later date if you wish from your Awards tile on your dashboard.

[Download certificate](#)

[Next →](#)

12. It will ask you to check your name on the certificate and then click on confirm.

Get Award ×



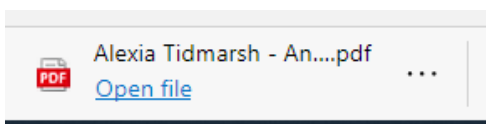
Please confirm your details before exporting the award. Once the award has been exported, these cannot be changed.

First Name *

Last Name *

[Cancel](#) [Confirm](#)

13. The certificate download will then be available at the bottom of your page and you will need to click on open file.



14. The certificate will look like this and will need to be saved and emailed to Alexia Tidmarsh and Sophie Milroy:

Certificate of Achievement

This certificate is awarded to

Alexia Tidmarsh

Who has successfully completed the online
training course and assessment in:

**An Awareness of Type 1 Diabetes in Schools and Other
Settings: Basic Level**

Certificate Number: 1F4L-YOOA-JMGA-YOYF

Date: 02-Apr-2020